




# 600 Corrector Series





**Cinema Secrets** defines correction with its true color series of Correctors, Neutralizers, Highlights and Contours. These specially formulated colors are specifically made for use with Cinema Secrets Foundations, but will work with all cream foundations. With special use and application, these colors can be used with any foundation type. All Corrector Series colors are made to use directly on the skin to diminish skin discoloration before application of foundation or can be mixed with the foundation using the stainless steel palette and spatula.




**Highlight Correctors:** For perfect highlighting under the eye, or accentuating the brow, or any highlighting possibility.

	Natural Highlight	A natural highlight for lighter to medium skin tones.
	Warm Highlight	A warm based natural highlight for light to medium skin tones. Also can be used to highlight and eliminate brown discolorations under the eyes on extremely light skin tones.
	Dark Highlight	A base tone related, natural highlight for medium dark to darker skin tones.

**Contour Correctors:** Natural clean colors for contouring the face. Excellent base tone related colors for adjusting skin tone colors to darker values.

	Contour 1	A lighter contour for light to medium skin tones. Excellent for darkening the foundation colors in the light to medium light ranges.
	Contour 2	A base tone related, natural highlight for medium dark to darker skin tones.



**Cream Blush:** "Your Grandmother was never wrong when she used cream blush". Cream blush should be applied to the foundation on the face and blended before powdering. After powdering, cream blush will last all day.

	Natural Blush	A beautiful natural blush. Can be used with any skin tone.
	Sun Blushed	A natural warm blush tone. Can be used with any skin tone.
	Brick	A hearty, healthy color great for all darker skin tones.

**Red Corrector:** The perfect neutralizer. Just a small amount will cancel out any unwanted red tones, or red based skin discolorations.

	Red Corrector 1	Removes unwanted redness from light to light medium skin tone.
	Red Corrector 2	Removes unwanted redness from medium light to darker skin.

**Blue Corrector:** The perfect neutralizer to remove unwanted blueness or colors resulting from blueness. Great for blue based dark circles under the eyes.

	Blue Corrector 1	Removes unwanted blue from light to light medium skin tone.
	Blue Corrector 2	Removes unwanted redness from medium light to darker skin. An excellent color for beard cover.